

1. Product Specification

	No.	Item	General Parameters		Remark
Module cell	1	Rated Capacity	Standard Capacity	6.5Ah	QCT 744
			Minimum Capacity	5.8Ah	
	2	Standard Voltage	245V		
	3	Internal Resistance	≤700mΩ		JEVS D 714
	4	Temperature Range	-20-45°C		
	5	Cycle Life	2500 Times		
	6	Size	Thickness: : 668.4±17mm		
			Width: 283.0±1.5mm		Lead-out Pole
			Width: 275.0±1.5mm		Without lead-out Pole
			Height: 118.0±1.5mm		Safety Valve
Height: 107.5±1.0mm			Without Safety Valve		
7	Weight	Approx.: 36.04Kg			
8	Maximum Charging Current	2s, 326.4V	90A	≤80%SOC	
		10s, 183.6V	60A		
9	Maximum Discharge Current	1s, 183.6V	180A		
		10s, 204V	120A		
10	Storage Performance	50%SOC,25°C, 1 Year	Voltage≥245V		
			Recovery Capacity≥5.15Ah		
		50% SOC,45°C, 30days	Voltage≥245V		
			Recovery Capacity≥5.15Ah		

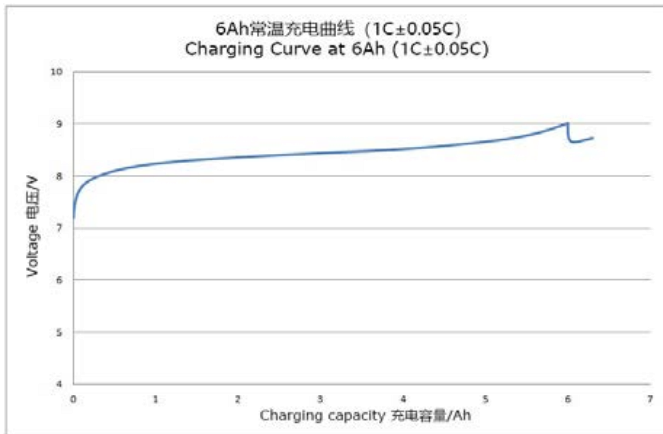
Address: H#613, Rd#09, Mirpur DOHS, Dhaka-1216, Bangladesh.

2. Appearance

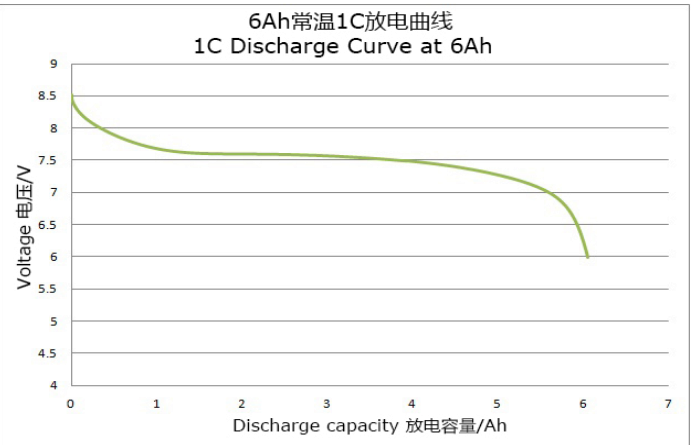


3. Battery cell Test Curve

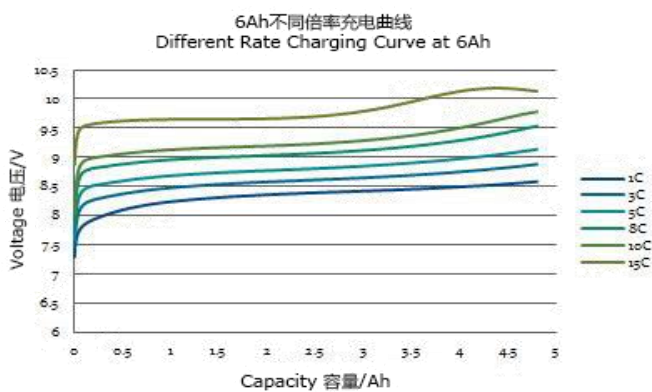
Normal Temperature Charging Curve



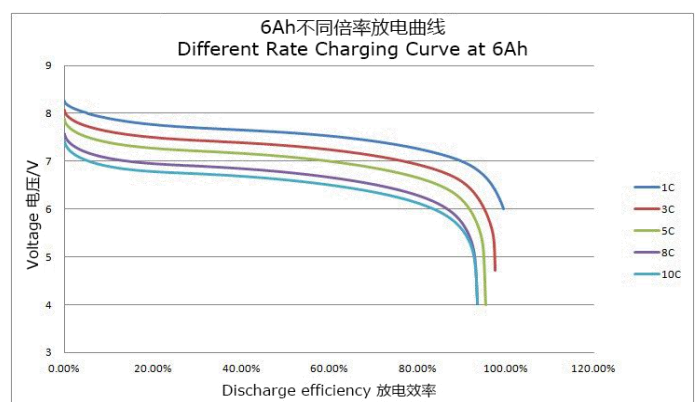
Normal Temperature Discharge Curve



Normal Temperature Different Rate Charging Curve



Normal Temperature Different Rate Discharge Curve



Address: H#613, Rd#09, Mirpur DOHS, Dhaka-1216, Bangladesh.

4. Safety Testing and Mechanical Characteristics

No.	Item	Test Methods and Conditions	Standard
1	Short Circuit	After charging the battery standard, the external line resistance should be less than 5mΩ and the short circuit time is 10min after external short circuit.	No Explosion, No Fire
2	Over-discharge	After charging the battery standard, discharge it to C/3 until the voltage is 0V, increase the discharge current to 2/3 C, and keep it for 10 minutes.	No Explosion, No Fire
3	Over-charge	After charging the battery standard, charge it with C/3 current for 3h.	No Explosion, No Fire
4	Drop Test	The standard charged battery is freely dropped from a height of 1.5 m onto a hardwood floor with a thickness of 20 mm, once on each side.	No Explosion, No Fire, No Leakage
5	Heating	Place the standard charged battery in an 85°C incubator and keep it for 120 minutes	No Explosion, No Fire
6	Pinprick	The standard charged battery core is passed through a high-temperature resistant steel needle with a diameter of 3 mm to 8 mm at a speed of 10mm/s to 40mm/s from the direction perpendicular to the core plate. (the steel needle stays in the battery)	No Explosion, No Fire
7	Extrusion	The standard charged battery is pressed perpendicular to the battery plate. The pressing area is not less than 20cm ² until the cell case is broken or an internal short circuit (battery voltage becomes 0V)	No Explosion, No Fire

Address: H#613, Rd#09, Mirpur DOHS, Dhaka-1216, Bangladesh.

3 Tel : +8801768-238223

Web : www.ecruiseltd.com

E-mail : info@ecruiseltd.com

5. Product Liability

The company is not responsible for accidents caused by failure to operate in accordance with the provisions of this specification. When there are major changes to this specification, the company will promptly notify the purchaser.

6. Battery Packing Instructions Mark

6.1 Each single battery should have the number, polarity and other signs.

6.2 The battery should be placed in the box in the forward position and the package should be fastened.

6.3 The outer box of the package should have the necessary safety warning signs.

7. Transportation and Storage

7.1 Do not connect the positive and negative terminals of the battery directly with conductive materials.

7.2 Do not transport and store together with chain or similar metal objects and corrosive substances.

7.3 The battery cannot be transported in the full state. The transportation process is recommended to be 20-50%.

7.4 During the transportation process, severe vibration shock, extrusion and sun and rain should be prevented.

7.5 When the battery is not used for a long time, it should be stored in 30%~80% state of electricity and kept in a dry and ventilated room.

8. Precautions When Using The Battery

8.1 Abnormal use will result in shortened battery life.

8.2 Short circuit, damaged safety valve, mechanical structure and corrosion may cause leakage, cracking or damage.

8.3 Do not reverse the (+) and (-).

8.4 Do not put the battery directly into the fire.

Address: H#613, Rd#09, Mirpur DOHS, Dhaka-1216, Bangladesh.

4 Tel : +8801768-238223

Web : www.ecruiselttd.com

E-mail : info@ecruiselttd.com

- 8.5 The battery pack should not be directly connected to the power socket or the car cigarette lighter socket.
- 8.6 Do not disassemble the battery or change the structure of the battery pack.
- 8.7 Do not solder directly on the battery.
- 8.8 During the assembly process, the battery is insulated to prevent short circuit.
- 8.9 When multiple batteries are connected in series, it is forbidden to directly contact (+) and (-) poles in any part of the body without insulation or protection.
- 8.10 When charging the battery, please comply with ENNOCAR's charging requirements.
- 8.11 It is forbidden to use or place the battery at high temperatures, otherwise it may cause the battery to overheat or disable the function and shorten the service life.
- 8.12 It is forbidden to use in places with strong static electricity and strong magnetic field, otherwise it will cause damage to the battery safety device and bring hidden dangers.
- 8.13 If the battery leaks and the electrolyte contacts the eyes, please do not wipe it, use plenty of water to rinse your eyes, and immediately go to hospital for treatment, so as not to damage your eyes.
- 8.14 If the battery has odor, heat, discoloration or deformation, please take the battery out of the device and contact the manufacturer to fix it.
- 8.15 If any abnormality occurs during use, charging or storage, please contact the manufacturer for consultation.
- 8.16 Wipe the clean end with a dry cloth before use, otherwise it may cause poor battery contact.
- 8.17 The battery should be protected from corrosive substances. Keep away from fire and heat sources and prevent external short circuit.

Address: H#613, Rd#09, Mirpur DOHS, Dhaka-1216, Bangladesh.

5 Tel : +8801768-238223

Web : www.ecruiseltd.com

E-mail : info@ecruiseltd.com